

Sea Hawk
PREMIUM YACHT FINISHES



Quality.
Technology.
Performance.



Smile, We've Got
You Covered!



www.SeaHawkPaints.com

 American Owned & Operated

OUR MISSION

Sea Hawk's mission is to provide boat owners around the world with the highest quality, most pleasurable to use, application specific solutions for protecting and enhancing the longevity and performance of their vessels.

OUR VALUES

- Great leaders serve others.
- Quality is determined by what our customers get.
- Our passion has a purpose.
- Strength comes with our sincerity.
- Teamwork multiplies our success.
- Everyone is a business relationship manager.
- Build trust with honest, accurate and thorough communications.
- Expertise is the root of our innovation.
- We give undivided attention.
- Yachtsmen just want to have fun.

OUR COVENANT

Sea Hawk pledges to serve our customers with fairness, sincerity, courtesy, respect and appreciation, delivered with unmatched responsiveness, expertise, efficiency and accuracy. Our family business was built by creating long-lasting relationships, and we treat our customers like they want to be treated. We provide premium service and products, delivered by a dedicated task force that takes 100% responsibility for exceeding customer expectations.

**Sea
Hawk**
PREMIUM YACHT FINISHES



Quality. Technology. Performance.

Every gallon of Sea Hawk branded product contains only the finest raw materials available. We don't cut corners when designing the highest quality products on the market.

All of our products are manufactured in the United States of America.



Premium Quality
OVER
35
YEARS

Table of Contents

Epoxy Products	2-3
Primer Systems	4-5
Self-Polishing Copolymer Antifouling	6
Top-Performing Biocide Antifouling	7
Specialty Antifouling	7
Hard Modified Epoxy Antifouling	8
Environmentally Friendly Antifouling	9
Cleaners, Reducers, Solvents, Fiberglass .	10
Resins, Gel Coat and Foam	11
Specialty Products	11
Compatibility Chart.....	12
Our Warranty.....	13
Application Quick Guide.....	14-15
Partners in the Industry.....	16
Testimonials.....	17



Epoxy Products



Top Performing Epoxy System – Hawk Epoxy

Hawk Epoxy is an easy to use low-viscosity epoxy system that makes building and repair jobs a breeze. This state-of-the-art system is for building and repairing boats, planes, surfboards, canoes, and many other substrates. There is also a multitude of home construction and repair projects perfectly suited for Hawk Epoxy.

The foundation of our system is our R1 Epoxy Resin which fulfills all of the different application needs with its eleven-part catalyst and fairing options. Bonding, fairing, coating, waterproofing and air exchange reduction have never been simpler.

See *Technical Data Sheet* for sizes and part numbers.

- ▶ High Tensile Strength
- ▶ Strong and Durable
- ▶ Easy to Use
- ▶ Excellent Bonding Strength
- ▶ Water Resistant
- ▶ Cost Effective

Choosing the Catalyst:

Resin/Catalyst Advantages	Hawk Epoxy Catalyst	Minimum Temp (°F)	Pot Life 100g @ 70°F	Working Time Thin Film	Cure to Solid Thin Film*	Cure to Working Strength	Mix Ratio Resin/Catalyst
For use in the warmest conditions or when more time is needed for application	C1 Ultra Slow Catalyst	70	40-50 minutes	3-4 hours	20-24 hours	4-9 days	3:1
For use in moderate temperatures	C2 Slow Cure Catalyst	60	20-25 minutes	90-110 minutes	10-15 hours	1-4 days	5:1
For use in colder temperatures or when a fast cure is needed	C3 Fast Cure Catalyst	40	9-12 minutes	60-70 minutes	6-8 hours	1-4 days	5:1
For use in clear coating, carbon fiber application or reduced blush in humid conditions	C5 Clear Finish Catalyst	60	22-27 minutes	110-130 minutes	12-18 hours	1-4 days	3:1

Choosing the Hawk Epoxy

Use	F1
Bonding Hardware	★★★★★
General Bonding	★★★★
Bonding with Fillets	★★★
Laminating	★★★
Fairing	

Filler suitability:

★★★★★ = Best ★★★ = Better



A Premium Marine Strength Epoxy Filler

HAWK FILLER



Above or below the waterline, blisters, cracks, joints and scratches in gelcoat and fiberglass don't stand a chance against Hawk Filler™ – an extremely hard, impact-resistant two part, fast drying, premium epoxy filler.

Hawk Filler also provides hard-as-nails protection against corrosion of metals and erosion. It's a perfect solution for deterioration of concrete or wood. Hawk Filler goes on like putty to fill, patch, seal or rebuild aluminum, wood, concrete, fiberglass and steel. It can be drilled, tapped, or machined.

We highly recommended Hawk Filler for use with Sea Hawk's Tuff Stuff™ Premium Blister Protection.

- ▶ Use above or below the waterline
- ▶ Repairs blisters, cracks and joints
- ▶ Easy to apply – won't sag
- ▶ Use on aluminum, wood, concrete, fiberglass and steel
- ▶ Can be drilled, tapped or machined
- ▶ 1:1 mix proportion
- ▶ Work life = 20 minutes or less

Available in Quart and Half-Gallon Kits

820QTK – Quart Kit • 820HGK – Half-Gallon Kit



Hawk Epoxy is available in four System Sizes which are color-coded on each resin and catalyst label.

Hawk Epoxy Size 1

Mix ratios vary depending on which catalyst is being used.

Hawk Epoxy Size 2

For optimal product utilization, be sure to choose the same

Hawk Epoxy Size 3

System Size for both the resin and catalyst. Any of the six

Hawk Epoxy Size 4

fillers can be used with any combination of Hawk Epoxy

Resin and Catalysts, giving you an incredibly large range of epoxy blends, all within this one system.

Epoxy Filler:

MORE STRENGTH Harder to Sand LESS STRENGTH Easier to Sand →

F2	F3	F4	F5	F6
👉👉👉👉	👉👉👉👉	👉👉👉		
👉👉👉👉	👉👉👉👉	👉👉👉		
👉👉👉👉	👉👉👉	👉👉👉	👉👉👉	
👉👉👉👉	👉👉👉👉	👉👉👉	👉👉👉	
			👉👉👉	👉👉👉👉

👉👉👉 = Good No Claw = Do Not Use

Primer Systems



Premium Blister Protection with Microsheet Silicate Technology

Blisters are caused when water vapor penetrates the gel coat and hull laminate. Tuff Stuff's microsheet silicate technology provides a superior barrier against water penetration.

- ▶ Low VOC
- ▶ Highest build epoxy
- ▶ Fewer coats needed
- ▶ Longer window between coats makes Tuff Stuff easy to use.
- ▶ Reduced labor and less haulout time
- ▶ Up to 24 hours overcoat window for paint and up to 6 days overcoat window for additional coats of Tuff Stuff.

**Keeps Water
OUT**

High Build Epoxy Primer & Corrosion Resistance

Item #1284 Grey / #1285 White

Tuff Stuff is an extremely high-build epoxy primer for use over steel, fiberglass and properly prepared aluminum. Tuff Stuff is used over blistered fiberglass as a repair coat and over unblistered fiberglass as a prevention of blistering. Fills deep scratches and gouges in a few coats and can be sanded within 8 hours to a smooth finish. Available in light gray and special order white.

Available in 1/2 Gallon Kits and 2 Gallon Kits



BLISTER PROTECTION YOU CAN TRUST!



Bottom Paint Primer

Item #1277

1277 Bottom Paint Primer is a high build, chlorinated rubber-based primer recommended for use over old copper based antifoulants prior to recoating.

Also, a high build primer over metal and fiberglass to provide excellent corrosion resistance. A great insurance policy if old paint is unknown. 1277 is also an excellent moisture vapor transmission (MVT) barrier coat that protects the hull against corrosion and moisture damage.



Island Prime™ Sealer Primer

Item #1283

Island Prime sealer primer is recommended for use over previous

tin-based antifoulants prior to recoating to insure excellent adhesion and to seal previous coating. Island Prime is also an excellent moisture vapor transmission (MVT) barrier coat that protects the hull against moisture damage.



Non-Sanding Primer

Item #1266

1266 is designed for use on a new fiberglass hull when sanding is prohibited by manufacturer. 1266 softens existing gelcoat to create an adequate chemical bond.



S-75 and S-75C Alumi-Chrome Primer

Item #s S-75 & S-75C

S-75 and S-75C are a zinc chromate vinyl butyral washcoat (sometimes referred to as a wash primer) used as a pretreatment for metal. S-75 and S-75C is applied in a thin transparent coat since an excessive build-up will cause a lack of adhesion. S-75 and S-75C Alumi-Chrome Primer should be topcoated after an hour and never applied when conditions are right for sweating of the metal or when moisture is present, since S-75 and S-75C are moisture sensitive.



SHAWKOCON™

Item #SH984

A fast drying, general purpose, below the waterline anti-corrosive primer. Its physical properties and excellent adhesion characteristics provide an easy to use multi-functional primer:

- ▶ Conversion/sealer coating over TBT antifoulings or any unknown well-adhered antifoulant paint to prevent cracking and promote adhesion of a new antifouling paint
- ▶ Barrier/Sealer coating over incompatible or unknown antifoulants to prevent leaching
- ▶ An excellent barrier coat to reduce pitting of underwater metals from galvanic corrosion on running gear, lower units of outboards, keels, and I/O's
- ▶ Prevents bleeding of color from underlying antifouling paint



S-76 Tack Coat Primer

S-76 Tack Coat Primer is for use on properly prepared steel, aluminum or galvanized steel. S-76 is an anti-

corrosive strontium chromate based primer that is specifically designed for underwater metal surfaces including hulls, running gear, and the lower units of outboards and I/O's. S-76 should be used in conjunction with another primer such as Tuff Stuff prior to applying antifoulant/topcoat.



Black Barrier Coat

Item #1255

Provides heavy-duty protection for exposures in marine (ship hulls, tanks, piling, etc.)

petroleum, (refinery tanks, piping, offshore structures, etc.) water and water treatment. 1255 meets or exceeds all requirements of the Corp. of Engineers Specification C-200, Government Specification MIL-P 23236 and Steel Structures Paint System SSPC Paint 16-68T.



Barnacle Blocker™

Underwater Metal Protector – Item #505A

Barnacle Blocker is a zinc-free aerosol spray formulated for use on underwater metals including steel, cast iron, copper, bronze, galvanized steel, lead, and aluminum. Barnacle Blocker is a self-cleaning anti-corrosive primer that provides an excellent barrier on underwater metal surfaces, reducing galvanic corrosion.

Self-Polishing Copolymer Antifouling

New Nautical Coatings' proprietary PL3 film-forming polymer product is the key ingredient in determining the seawater erosion behavior of self-polishing marine antifouling paints. Self-polishing behavior of the paints is achieved through the erosion process of the polymeric binder, enabling the release of incorporated biocides at a constant rate. These paints prevent the growth of marine organisms. Preventing biomass accumulation allows for a reduction in the effective drag on the vessel, improving fuel efficiency. Our innovative PL3 technology also enables the vessel to be taken in and out of the water for extended periods without affecting the antifouling properties. Due to the self-polishing nature of the paint, the product gets smoother with use. Our proven PL3 technology is just one reason why Sea Hawk paints are the first choice for mariners around the globe.



The Moorings Beneteau Oceanis 48, protected by Sea Hawk bottom paint.








AF-33™

Multi-Season Formula – *3300 Series*

AF-33 has been formulated to be a harder more durable finish for all types of vessels – from workboats to daysailers. Its formula provides multi-season performance.



Supercharge with Bio-Boost

		
Dark Blue 3330	Red 3341	Blue 3342
		
Green 3343	Black 3345	




Cukote™

Self-Polishing Premium Performance – *3400 Series*

Cukote's high loading of cuprous oxide makes this formulation a top performer, even in the most severe fouling areas. As an abrasive, self-polishing coating, there is no buildup of paint over time. Your hull's underwater surface remains smooth and clean. Cukote copolymer can also withstand removal from water without affecting its antifouling properties. It can be burnished to a highly polished racing finish that will give your boat extra speed.



Supercharge with Bio-Boost

		
Shark White 3410	Burgundy 3428	Dark Blue 3430
		
Brown 3432	Green 3433	Teal 3434
		
Red 3441	Blue 3442	Black 3445



Bio-Boost™

ZPT Based Antifoulant Additive – *Item #2300*

If you desire the ultimate in antifoulant performance, then add Bio-Boost Activator to every gallon. Bio-Boost is an antifoulant paint additive loaded with the newest biocide technology available. Its high strength will add extra protection against the harshest marine environments.



Bio-Boost is formulated for use with these Sea Hawk antifoulants: AF-33, Biocop TF, Cukote, Cukote Biocide Plus, Islands 77 Plus, Sharkskin, Tropikote, Tropikote Biocide Plus, Mission Bay, Smart Solution and Talon


Available in half-pint

Bio-Boost is designed for use only with Sea Hawk antifoulants

- ▶ **The Only Advanced Biocide Additive on the Market**
- ▶ **Highest Level of Antifoulant Protection**

"Seaview Boatyards started using Sea Hawk bottom paints in 2006 and now they're our largest selling paint at all three of our Puget Sound boatyards. We feature Sea Hawk's entire line of products including their barrier coat system. In our waters, Sea Hawk's biocide paints are proving to be very effective. Because of upcoming restrictions on copper based paints, we're offering Smart Solution™ and are very happy with its performance. We really appreciate Sea Hawk's commitment to working with boatyards to deliver superior customer service."

Phil Riise,
President,
Seaview Boatyard, Seattle, WA



Top-Performing Biocide Antifouling



Biocop^{TF}

Advanced Dual Biocide for Max Protection – *1200-1 Series*

Biocop TF is the best antifouling paint to protect against the harshest marine environments and provide maximum protection. A new dual biocide technology and revolutionary polymer binder system "PL3" produces an engineered biocide that is considered the top performer among antifouling paints and is safe in salt or fresh water on boats of all sizes.

- ▶ **Maximum protection available**
- ▶ **Advanced dual biocide PL3 release technology**
- ▶ **Harder self-polishing boosted ablative antifoulant for longer life**
- ▶ **Multi-Season performance**
- ▶ **Performs in fresh or saltwater**
- ▶ **Approved for vessels of all sizes**
- ▶ **Lloyd's Registry approved**



Supercharge with Bio-Boost



Cukote Biocide PlusTM

with Slime Resistance – *3500 Series*

Supercharge with Bio-Boost



Following in the footsteps of the acclaimed Cukote Self-Polishing Antifouling, Cukote Biocide Plus (adapting newer technology) has a high cuprous oxide content, combined with an organic algacide – offering unprecedented control over all types of fouling, even in the most severe fouling areas. Cukote Biocide Plus' unique controlled erosion minimizes coating buildup and keeps underwater surfaces smooth and clean.



Islands 77 PlusTM

Tin Free – *7700 Series*

Supercharge with Bio-Boost



- ▶ **Harder Self-Polishing Polymer Binding System**
- ▶ **Highest Grade of Cuprous Oxide Available (More Potent Active Ingredient)**

Islands 77 Plus was developed as an alternative to tin-based antifouling paints to protect against the harshest marine environments. Using the newest biocide technology, a revolutionary polymer binder system produces an engineered biocide release that leaves no harmful effects on the environment. The result is a multi-season self-polishing paint that provides equivalent protection to tin-based formulas.



Specialty Antifouling



TranshieldTM

Transducer Antifouling Paint – *Item #1565*

Until now, antifouling paints presented problems with a transducer's ability to provide accurate and reliable depth readings. Now there's TranShield – the only antifouling paint specifically formulated to be safe and effective against barnacles on transducers of all sizes. Once applied, TranShield can withstand removal from water without affecting its performance.

- ▶ **Durable Water-Based Formula that is Safe on Plastic Surfaces**
- ▶ **No Interference with Sonar Signals**
- ▶ **Protects Against Barnacles on Transducers of all Sizes**
- ▶ **Withstands Removal from the Water and Still Maintains its Effectiveness**

Available in half-pint



Inflatable AntifoulingTM

Item #1775

A flexible, environmentally friendly antifouling for your inflatable. This multi-season antifouling withstands frequent trailering and launching and is extremely durable for high-speed performance.

- ▶ **Flexible**
- ▶ **Multi-season Performance**

Available in quarts



Hard Modified Epoxy Antifouling

New Nautical Coatings, Inc. produces a full range of Hard Modified Epoxy antifouling paints. If you are looking for a durable finish and maximum protection, Sea Hawk's hard modified epoxies are the answer.

Loaded with premium copper, Sea Hawk has a range of products that will fill every need. Modified epoxies are abrasion resistant and long-lasting. These products are designed to aggressively combat all types of marine fouling.




Tropikote™

Hard, Modified Epoxy – *2100 Series*

▶ **Highest Copper Content in the Industry (75.8%)**

Sea Hawk's top-of-the-line conventional antifouling paint contains over 75% cuprous oxide. This multi-season bottom paint aggressively combats all types of fouling and reduces hull maintenance with year-round, trouble free performance. Superior adhesion to fiberglass, wood and steel hulls makes it ideal for any vessel. Use for overcoating, without the fear of lifting.

 **Supercharge with Bio-Boost**



Tropikote Biocide Plus™

With Slime Resistance – *2200 Series*

▶ **Highest Copper Content in the Industry**

Tropikote with Slime Resistance is a hard protective paint which produces the most durable finish for long-lasting performance. The high loading of cuprous oxide combined with a specially formulated algacide results in unprecedented resistance to barnacles, algae, slime and other marine and fresh-water fouling organisms. It can be applied over most hard antifouling coatings.

 **Supercharge with Bio-Boost**




Sharkskin™

Hard, Modified Epoxy – *6100 Series*

Sharkskin is Sea Hawk's traditional copper-based hard modified epoxy paint. Sharkskin aggressively combats all types of marine fouling including barnacles, seagrass, green weed, and other fouling organisms in fresh and saltwater. Sharkskin can be applied over most antifouling coatings.

 **Supercharge with Bio-Boost**



"We recommend and apply Sea Hawk products for our customers because of the excellent results we are experiencing from these fine products."

Jeff Fulcher, Yard Manager, **Jarrett Bay**




Talon™


Single Season • Hard, Modified Epoxy – *6000 Series*

Talon is a new single season copper-based hard modified epoxy paint from Sea Hawk. Talon can be applied over most antifouling coatings and aggressively combats all types of marine fouling in fresh and saltwater.

 **Supercharge with Bio-Boost**



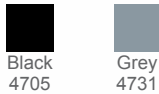
Copper-Free



Smart Solution™

Metal-Free – 4700 Series

Pints for Outdrives



Smart Solution is the next generation in antifouling technology and is engineered to be the most effective environmentally friendly antifoulant available. Smart Solution provides equivalent performance to traditional antifoulants, but utilizes completely METAL-FREE biocides resulting in no bioaccumulation in the environment. The coating's reaction to water creates a slick film that encapsulates the hull, providing enhanced speed and premium performance against growth.

Supercharge with Bio-Boost



► Lloyd's Registry approved



Supercharge with Bio-Boost




Mission Bay™

Copper-Free* – 4000 Series

- Advanced Non-Metal Biocide
- Safe for Aluminum Hulls
- Brilliant Colors



Low-VOC Copper-Free



Mission Bay^{CSF}™

Copper-Free* – 4500 Series


- Safest and best performing environmentally-friendly antifoulant on the market
- Over 80% lower VOC's than Solvent Based
- Water-based



*COPPER-FREE Nano-Based Technology

Copper-free self-polishing antifoulant. When exposed to UV light, the Nano-Based Technology copolymer releases the active copper-free biocide, that dissipates in seconds without bioaccumulation into the environment. Mission Bay may be used on aluminum hulls without the use of a traditional barrier coat system.

Low-VOC



Monterey™

Water Based • Low VOC – 5400 Series

► 55% Copper Content

Monterey is Sea Hawk's low-VOC antifouling formulation that is designed to give the best protection against all types of marine fouling, while remaining friendly to the environment. Monterey is a semi-hard, abrasive finish that is easy to apply. It is compatible with most paints on the market and can be applied over most existing bottom paint in good condition. Monterey can also withstand removal from water without affecting its antifouling abilities.



Cleaners



Low Voc De-Waxing Etch & Cleaner

Item #S-90

- ▶ Cleans Virtually All Surfaces
- ▶ No Harsh Chemicals
- ▶ Eliminates the Need for Sanding
- ▶ Water-Based and Biodegradable
- ▶ No Methylene Chloride

This water-based ultra low VOC de-wax, etch and cleaner is a concentrated formula that provides deep penetrating and lifting action for removal of tough surface contaminants. With its penetrating action, it is effective on wax, oil residues, surface soiling contaminants and mold spores. In addition, S-90 etches the surface to promote good adhesion for primers and antifoulants while eliminating the need for sanding. **THE BEST SOLUTION FOR NEW HULLS!**



Wax "N" Grease Killer

Item #S-80

Every new fiberglass hull produced is released from the mold by a mold release wax. In order to obtain proper adhesion of paint, this wax must be removed. Apply the solvent-based S-80 Wax "N" Grease Killer to eliminate wax and contaminants before applying gel coats, primers and antifoulants.

Reducers & Solvents



Epoxy Reducer

Item #2044

Designed for use with Tuff Stuff, Black Barrier Coat and S-76 Primers. Never thin primer more than 10%.



Cool Weather Reducer

Item #2033

When temperature is below 85°F, 2033 is designed to flash quicker. This product can be used in Smart Solution, AF-33, Talon, Cukote Biocide Plus, Cukote, Mission Bay, Tropikote, Tropikote Biocide Plus, Biocop TF and Sharkskin. Never thin paint more than 10%.



Sea Hawk Reducer

Item #2035

Designed for use in Smart Solution, AF-33, Talon, Cukote, Cukote Biocide Plus, Tropikote, Tropikote Biocide Plus, Mission Bay, Biocop TF and Sharkskin when temperatures are above 85°F. This will cause paint to dry slower in high heat. Never thin paint more than 10%.



- ACETONE Part # 7120
- DENATURED ALCOHOL.... Part # 7105
- ISOPROPYL ALCOHOL..... Part # 7106
- LACQUER THINNER..... Part # 7110
- METHYL ETHYL KETONE.. Part # 7125
- MINERAL SPIRITS Part # 7100
- TOLUENE Part # 7115
- VM&P NAPHTHA..... Part # 7135
- XYLENE Part # 7130

Fiberglass

We offer many types of marine grade cloth and glass. Please inquire to find all types available.



Hargrave Yachts – Protected by Sea Hawk



Resins, Gel Coat and Foam



Gel Coat ISO/NPG Series

Applied in a thickness of 15-20 mils, which gives it depth to survive considerable water sanding, compounding and repolishing. Sea Hawk Gel Coat has great cosmetic and protective life expectancy and will keep your hull shining like new for years.

Black 2017	Jade Mist Green 4089	Sea Foam 4256	Neutral 5000
Flag Blue 5002	Ice Blue 5004	Marlin Blue 5011	Teal 5328
Matterhorn White 8003	Orange Tooling 7000	Toreador Red 7161	Vivid Red 7367
Clear 6000	Whisper Gray 8035	Snow White 8115	Fighting Lady Yellow 9093
Federal Yellow 9298			

Available in quart, gallon, 5-gallon and 55-gallon drums.



Patch Aid Item #8185

Sea Hawk Patch Aid is designed to improve the working properties of Gel Coat spray patches. This is achieved by thinning the Gel Coat, minimizing orange peel, speeding the cure, and reducing surface tackiness. It is low color, low viscosity and eliminates the need to thin, side-promote or add wax to Gel Coat prior to patching.



Marine Resin

Polyester Resin is recommended for most standard patching and rebuilding of fiberglass laminates.

Polyester is used in the vast majority of boat laminates. It will saturate the glass fiber materials quickly, yet stay in place until it cures. Tinting: If color is desired, the resin can be tinted with a coloring agent. Add no more than 1 ounce of coloring per quart of resin.***

Part # 8100. Available in gallon, 5-gallon and 55-gallon drum

*** Various color tints are available.



Polyurethane Foam

Item #8145

Polyurethane Foam is a urethane foam that provides excellent flotation, soundproofing or insulation. Mixed 1:1 and easy to install in hard to reach places. Poly Urethane Foam bonds to wood, metal or fiberglass and foams wherever it is poured. It is impervious to solvents and gasoline.

2 lb. Density

Specialty Products



Silver Bullet™ 400 Series

Silver Bullet is a fresh water friction-reducing, low drag, high-performance coating. Silver Bullet provides an immediate super-smooth racing finish without the need for sanding.

- ▶ Racing Finish
- ▶ Comparable to VC-17*, VC-17M Extra* and SR-21**
- ▶ No Sanding Between Coats
- ▶ Bright Colors that Do Not Change Once Launched



Silver
400



Red
401



Blue
402



Black
405

* Trademark of Akzo Nobel

** Trademark of Kop-Coat

Available in quarts only



Deck Protect 747

Item #1281 Acrylic Strippable Coating

This acrylic strippable water-borne coating forms a tough, flexible, UV resistant temporary protective film that can be easily stripped after just a few hours, or stays flexible, pliable and strippable for months. Deck Protect 747 contains no strong solvents that can mar or damage other surfaces. Deck Protect 747 is intended for use as a protective coating over fiberglass gel coats or plastic laminates but may be used to temporarily protect other surfaces, providing suitability is confirmed by test application. Removed by manually peeling away coating or pressure washing.


















Marine Paint Stripper




Item #1280 Available in gallon and 5-gallon

Sea Hawk Marine Paint Stripper is a newly developed, superior and safer type of marine paint remover. This environmentally safe formula is biodegradable, nonflammable, low odor and has no methylene chloride or other harsh solvents. Removes many types of marine paints and varnishes including copper-based antifoulants, enamels, teak oil finish, urethanes, rubber-based deck paints, latex, lacquers, etc.

Compatibility Chart

Previous Antifouling New	ISLANDS 44 PLUS BIOTIN PLUS BIOCOP	AF 33 BIOCOP TF CUKOTE CUKOTE BIOCIDE PLUS ACT, ACT w/Irgarol** Aquaguard Bottomkote Pro** Micron: Extra, 66, CSC, CSC HS, CF, Optima** Pacifica® Plus	ISLANDS 77 PLUS MISSION BAY ECO KOTE MONTEREY MISSION BAY CSF SMART SOLUTION Horizons* Hydracoat, SR, Eco* Ultima, SR, SSA, Eco* Vivid, Vivid Free* Trilux 33, Aerosol** Fiberglass Bottomkote Aqua**	SHARKSKIN TROPIKOTE TROPIKOTE BIOCIDE PLUS TALON Fiberglass Bottomkote NT** Ultra, Ultrakote** Protector* Trinidad (All)* Unepoxy (All)*
	Hard Modified Epoxy SHARKSKIN TROPIKOTE TROPIKOTE BIOCIDE PLUS TALON			
Self-Polishing/Ablative AF 33 CUKOTE CUKOTE BIOCIDE PLUS ISLANDS 77 PLUS MISSION BAY SMART SOLUTION				
Low-VOC Self-Polishing ECO KOTE MONTEREY				
Advanced Self-Polishing Biocide BIOCOP TF ISLANDS 77 PLUS				
Tin Based ISLANDS 44 PLUS BIOTIN PLUS				

Compatibility Chart Legend

-  = Lightly sand and apply paint
-  = Heavily sand and apply paint
-  = Lightly sand and apply 1277 Bottom Paint Primer or 1283 Island Prime before applying paint

* Products noted as such are registered Trademarks of, or sold by Petit (KopCoat), and or RPM International, Inc.

** Products noted as such are registered Trademarks of, or sold by Interlux, and or Akzo Nobel.



Our Warranty

New Nautical Coatings, Inc., manufacturer of Sea Hawk Paints, will warranty that when our products Cukote, Cukote Biocide Plus, Sharkskin, Biocop TF, Islands 44 Plus, Islands 77 Plus, Monterey, Tropikote, Tropikote Biocide Plus and Smart Solution antifouling coatings are applied by a Certified Sea Hawk Applicator in the correct manner, as described in our technical brochures, the coating will remain intact and not show any barnacle growth on the coating for the period of one year (12 months).

WHAT DOES THE WARRANTY COVER?

Should your vessel become fouled with hard growth within a period of one year (12 months), including any and all types of barnacles, corals, oysters, or zebra mussels, Sea Hawk Paints will:

1. Pay the certified applicator their COST of hauling and blocking.
2. Supply free of charge all Sea Hawk materials to recoat bottom.

3. Supply materials, issue credit, or issue a check as payment of boatyard's COST in hull preparations and all labor time used to repair vessel.

Note: If vessel cannot be brought back to the original certified applicator, New Nautical Coatings, Inc. reserves the right, at their discretion, to supply product (credit) only.

Exceptions:

1. New Nautical Coatings does not warranty paints applied by any persons other than certified applicators.
2. New Nautical Coatings does not warranty paints that have not been maintained on a monthly basis.* Proper cleaning and maintenance includes: cleaning slime and pollutants from the hull that allow barnacles to grow on the residue which insulates the antifouling properties from growth.

*Proper cleaning can be accomplished by gently rubbing the hulls surface with a soft brush or cloth removing all slime and pollutants exposing clean antifouling paint.



Application Quick Guide

Previously Painted Surfaces

Refer to the Sea Hawk Compatibility Chart to determine if your existing coating is compatible with Sea Hawk antifoulant paint choice. To insure that your Sea Hawk antifoulant adheres to your existing coating, it is important to have a clean prepared surface and an existing coating that is in good condition.

Known Compatibility of Existing Antifoulant

Step 1 – POWER WASH

Power wash (pressure wash) to remove any loose paint, dirt, grease, or any other surface contaminants.

Step 2 – SCUFF & CLEAN

Scuff sand with 80 grit sandpaper, or scuff with a 3M Scotch-Brite® 7447 pad scrubbing thoroughly. Remove all residue and let dry.

Step 3 – APPLY ANTIFOULANT

Apply minimum of two coats of Sea Hawk antifoulant. Allow 3 to 6 hours between coats and a minimum overnight dry. *See the specific Technical Data Sheet and Technical Bulletin for antifoulant being used. Some antifoulants may require more than 2 coats.*

Unknown Compatibility* of Existing Antifoulant

Step 1 – POWER WASH

Power wash (pressure wash) to remove any loose paint, dirt, grease, or any other surface contaminants.

Step 2 – SCUFF & CLEAN

Scuff sand with 80 grit sandpaper, or scuff with a 3M Scotch-Brite® 7447 pad, scrubbing thoroughly. Remove all residue and let dry.

Step 3 – APPLY PRIMER

Apply 1 coat of 1277 Barrier Coat Primer, sHAWKocon or 1283 Island Primer (see respective technical data sheet)

Step 4 – APPLY ANTIFOULANT

Apply minimum of two coats of Sea Hawk antifoulant. Allow 3 to 6 hours between coats and a minimum overnight dry. *See the specific Technical Data Sheet and Technical Bulletin for antifoulant being used. Some antifoulants may require more than 2 coats.*

Poor Condition of Existing Antifoulant

Step 1 – REMOVE ANTIFOULANT

If previous coating is cracking, flaking or peeling, strip antifoulant with Sea Hawk 1280 Marine Paint Stripper, or by sanding or commercial blast.

Refer to Bare Fiberglass Application Guidelines for new antifoulant application.

Bare Fiberglass/Gel Coat

Preparation

Step 1 – CLEAN SURFACE

When painting a bare fiberglass / gel coat hull for the first time, it is extremely important that all contaminants such as grease, oil, wax, salt, or other foreign material are completely removed prior to sanding or application of a Sea Hawk System. Scrub the surface with a detergent soap and stiff bristle brush.

Step 2 – DEWAX SURFACE

A. Clean and de-wax fiberglass hull with S-80 Wax N' Grease Killer solvent based dewax. Saturate cheesecloth rag and wipe thoroughly to remove any cleaner and contaminants. Be sure to remove any residue before it dries and change rags frequently to insure contaminants are completely removed.

OR

B. Apply S-90 De-Wax Etch & Cleaner with a maroon 3M Scotch-Brite® pad, scrubbing thoroughly. Do not allow cleaner to dry on the surface and remove by flushing with water.

Rinse entire surface with water and check for any beading on the surface which will indicate that wax is still present. If necessary repeat step 2 again until the surface is contaminant-free. Choose your system below.

Premium Blister Protection and Adhesion System

Step 1 – SAND & CLEAN

Sand to a uniformly frosty, dull looking surface with 80-100 grit (no finer) sandpaper, rewash with S-80 Wax and Grease Killer, S-90 De-Wax Etch & Cleaner.

Step 2 – APPLY PRIMER

Seal the surface with 2-3 coats of Tuff Stuff, being sure to achieve the recommended dry film thickness. Apply the first coat of primer and allow the surface to dry to become tacky. Temperature and humidity affect the dry time, but you will know when to apply your next coat of primer once the paint film becomes "tacky". You should be able to firmly press your thumb into the paint film and leave a thumbprint without any primer coming off the surface. You should use this method in between coats of primer and your first coat of antifouling paint. When applying over multiple days, it is always best to go overnight between coats of primer instead of going overnight between the final coat of primer and the first coat of antifouling. Additional information can be found on the Tuff Stuff Technical Data Sheets and Technical Bulletins on our website.

Step 3 – APPLY ANTIFOULANT

Apply minimum of two coats of Sea Hawk antifoulant. Allow 3 to 6 hours between coats and a minimum overnight dry. *See the specific Technical Data Sheet and Technical Bulletin for antifoulant being used. Some antifoulants may require more than 2 coats.*

Sanding System

Step 1 – SAND & CLEAN

Sand to a uniformly frosty, dull looking surface with 80-100 grit (no finer) sandpaper; remove any residue.

Step 2 – APPLY ANTIFOULANT

Apply minimum of two coats of Sea Hawk antifoulant. Allow 3 to 6 hours between coats and a minimum overnight dry. *See the specific Technical Data Sheet and Technical Bulletin for antifoulant being used. Some antifoulants may require more than 2 coats.*

This Quick Guide is an overview of Sea Hawk antifoulant application systems. Please refer to the Technical Data Sheets and Technical Bulletins for the products mentioned in this guide for detailed information regarding application procedures.

Bare Fiberglass/Gel Coat (continued)

Simple No Sand System

Step 1 – APPLY PRIMER

Apply one thin coating of 1266 Non-Sanding Primer. *This coating is applied at a maximum of 1-2 mils WFT.* Excessive buildup can cause a lack of adhesion. Minimum dry time is 20 minutes with a maximum of one hour.

Step 2 – APPLY ANTIFOULANT

Apply minimum of two coats of Sea Hawk antifoulant. Apply first coat of antifouling within 2 hours of applying primer. Apply 2nd coat of antifouling allowing 3 to 6 hours between coats and a minimum overnight dry.*

Bare Wood

Step 1 – CLEAN SURFACE

Surface must be clean, dry and free of contaminants.

Step 2 – SAND & CLEAN

Sand to a uniformly frosty, dull looking surface with 80-100 grit (no finer) sandpaper; remove any residue.

Step 3 – APPLY ANTIFOULANT

Apply two coats of Sea Hawk antifouling by brush, roller or spray. Apply first coat thinned 20% and let dry overnight. Apply two more coats of bottom paint allowing 3 to 6 hours between coats and a minimum overnight dry.*

Aluminum/Steel

Sandblast to near white or white metal, SSPC-SP-10 or equivalent. Remove blasting residue by brush or by cleaned compressed air. Commercial blasting or sandsweeping is not enough. Please consult a Sea Hawk representative for new construction.

Copper-Based Antifoulant Application

Step 1 – APPLY 2 COATS OF S-76 PRIMER

Apply two coats of S-76 Primer, the first coat applied within 1 hour of sand blasting. Allow first coat to dry until tacky then apply second coat. See product data sheets for mil thickness and dry times.

Step 2 – APPLY 3 TO 4 COATS OF TUFF STUFF PRIMER

Seal the surface with 3-4 coats of Tuff Stuff, being sure to achieve the recommended dry film thickness. Apply the first coat of primer within 8 hours of applying the last coat of S-76, and then allow the surface to dry to become tacky. Temperature and humidity affect the dry time, but you will know when to apply your next coat of primer once the paint film becomes "tacky". You should be able to firmly press your thumb into the paint film and leave a thumbprint without any primer coming off the surface. You should use this method in between coats of primer and your first coat of antifouling paint. When applying over multiple days, it is always best to go overnight between coats of primer instead of going overnight between the final coat of primer and the first coat of antifouling. Additional information can be found on the Tuff Stuff Technical Data Sheets and Technical Bulletins on our website.

Step 3 – APPLY ANTIFOULANT

Apply minimum of two coats of Sea Hawk antifoulant. Allow 3 to 6 hours between coats and a minimum overnight dry. *See the specific Technical Data Sheet and Technical Bulletin for antifoulant being used. Some antifoulants may require more than 2 coats.*

Copper-Free Antifouling Application for Aluminum Only

Step 1 – APPLY PRIMER

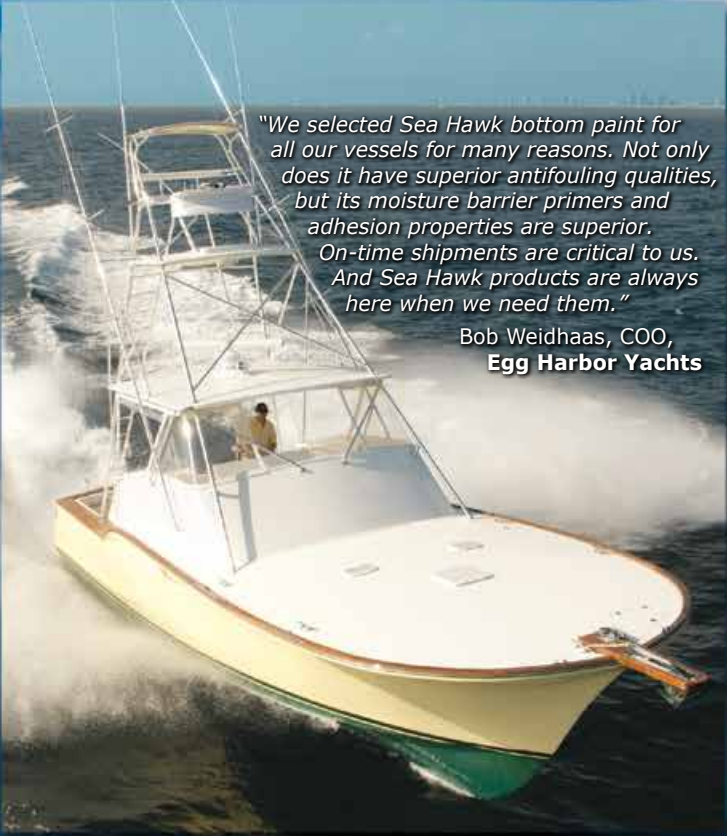
Seal the surface with 2 coats of Tuff Stuff. Apply the first coat of primer and allow the surface to dry to become tacky. Temperature and humidity affect the dry time, but you will know when to apply your next coat of primer once the paint film becomes "tacky". You should be able to firmly press your thumb into the paint film and leave a thumbprint without any primer coming off the surface. You should use this method in between coats of primer and your first coat of antifouling paint. When applying over multiple days, it is always best to go overnight between coats of primer instead of going overnight between the final coat of primer and the first coat of antifouling. Additional information can be found on the Tuff Stuff Technical Data Sheets and Technical Bulletins on our website.

OR

Apply 3 coats of sHawkocon primer.

Step 2 – APPLY ANTIFOULANT

Apply minimum of two coats of Sea Hawk Copper-Free antifoulant. Allow 3 to 6 hours between coats and a minimum overnight dry. *See the specific Technical Data Sheet and Technical Bulletin for antifoulant being used. Some antifoulants may require more than 2 coats.*



"We selected Sea Hawk bottom paint for all our vessels for many reasons. Not only does it have superior antifouling qualities, but its moisture barrier primers and adhesion properties are superior. On-time shipments are critical to us. And Sea Hawk products are always here when we need them."

Bob Weidhaas, COO,
Egg Harbor Yachts

**See the specific Technical Data Sheet and Technical Bulletin for antifoulant being used.*

Some antifoulants may require more than 2 coats.

Technical Data Sheets and Technical Bulletins may be referenced on our website: www.SeaHawkPaints.com.

For Our Partners in the Industry

In addition to producing superior products and services at Sea Hawk Paints, we strive to be an integral part of the marine community by providing industry training, certification programs and extensive support for distributors and dealers.

As a Sea Hawk dealer or distributor, you sell a superior paint that offers consistent protection and longevity, increasing customer satisfaction and loyalty.

Becoming a Certified Sea Hawk Applicator

As a Certified Sea Hawk Applicator, your customers will know that your facility provides the highest standards in marine paint application. They can relax with the knowledge that you are educated in the most up-to-date application processes and stand behind your work. You'll have a competitive edge by offering the Sea Hawk Antifouling Written Guarantee (See page 13).



To find out more about becoming a Sea Hawk Certified Application Facility, contact your local representative at 800.528.0997 or email us at ContactUs@SeaHawkPaints.com.

Sea Hawk Affiliate Program for Boatyards

As a member of our Affiliate Program, your company can enjoy the advantages and benefits of many Sea Hawk marketing programs. To be eligible, all you have to do is become a Sea Hawk Certified Applicator, which allows you to become eligible for Sea Hawk programs that include:

- ▶ Paint Application Certification
- ▶ Sea Hawk Antifouling Guarantee Program
- ▶ Early notification of special product offers and promotions
- ▶ Sea Hawk Signs
- ▶ Sea Hawk Solution Center Displays
- ▶ Cooperative Promotions (based on volume quotas)



Co-op Promotional Opportunities

We want to help promote you! Sea Hawk will subsidize up to 50% of the cost of promotional items for your business. Some of the Sea Hawk logo items available under this program are advertisements, uniforms, business cards, fliers, signage and specialty giveaways.

Call your local representative at 800.528.0997 to learn how to qualify for cooperative assistance to promote your company.

We Gotta Regatta!

You can find Sea Hawk Paints as a sponsor at some of the biggest regattas in the Caribbean, playing an active role within the sailing community. Look for us when you go to the next big regatta.

We don't just sell marine products, we live the mariner's life. Sailing, boating and fishing in the Caribbean and across the states keeps us powerfully connected with the marine industry. We hope to see you soon out on the water!

We Couldn't Do It Without You

It's because of you, the boating community, we've been able to stay a successful marine products manufacturer all of these years. And your amazing testimonials and boating stories give us the drive to continue to produce the best marine products on the market. So thank you, from all of us here at Sea Hawk Paints, for your continuing support and patronage!

"I had a new bottom finished with Sea Hawk Paints BIOCOP TF last year at Seawahnaka in Oyster Bay, and just hauled out in Deale, MD at Herrington Harbour North. The bottom was so clean I tried to get a discount on the hauling because the guy who was pressure washing didn't have to do anything! It's the best paint I've ever seen in 18 years of sailing."

Rich Cassano
S/V Gray Eagle, Tashiba 40
Deale, MD

"My boat stays in the water, and since the Sea Hawk application in January 2009, there has never been hard growth on the bottom. Almost four years after the original bottom job, 95% of the bottom paint is still intact and will require only light sanding. We will recoat with two coats of Tropikote Black.

I could not be happier with Sea Hawk products and your customer support. We will use nothing but Sea Hawk paint!

Thank you for your dedication to superior marine products, your warranty, and your customer service."

Bill Webb
Punta Gorda, FL

"As the owner of a Nordhavn 62, a famous long-range, truly ocean-capable vessel, I feel a great responsibility to make sure Pendana is maintained to the highest possible standards. As such, I ensure that every product that goes into maintaining her is the very best there is.

When Pendana's antifouling is due for replacement, choosing what bottom paint to use is easy. Pendana has enjoyed over three and a half years from her last bottom paint job using Sea Hawk's BIOCOP TF. This paint has a unique, dual-action biocide that allows for much longer periods between bottom jobs, and is a top performer among antifouling paints worldwide."

Dr. James Ellingford
Sydney, Australia

"I have been using Sea Hawk Paints for 20 years, and it is #1 in our market. I recommend it to everyone. Even though I have used all other name brand marine paints, I have found the best results with Sea Hawk products. The boats are so easy to clean - even after two years. All of the boats that come out of the water with Sea Hawk on their bottoms look better than any of the other boats."

Jose Magalhaes
Paint Foreman, Fairhaven Shipyard
Fairhaven, MA

The Art of Innovation



Premium Coatings – Creative Technology

Creative innovation in marine coatings and boat building technology for close to forty years has brought Sea Hawk Paints to the forefront of boat maintenance and production. Our mission is to provide the highest quality, most pleasurable to use, application specific solutions for protecting and enhancing the longevity and performance of vessels of all sizes and constructed materials.

Contact Sea Hawk Paints today to learn more!



Sea Hawk
PREMIUM YACHT FINISHES



OVER
35
YEARS



NEW NAUTICAL COATINGS, INC. 14805 49th Street North, Clearwater, Florida 33762
800.528.0997 U.S.A. Only • 727.523.8053 International • Fax 727.523.7325 • Email: ContactUs@SeaHawkPaints.com

www.SeaHawkPaints.com